

Application for Care at Lerner Family Chiropractic Centre

Today's Date: _____

PATIENT DEMOGRAPHICS

Name: _____ Birth Date: ____-____-____ Age: _____ Male Female
 Address: _____ City: _____ State: _____ Zip: _____
 E-mail Address: _____ Home Phone: _____ Mobile Phone: _____
 Marital Status: Single Married Divorced Work Phone: _____ Fax: _____
 Do you have Insurance: Yes No Company: _____ Social Security #: _____
 Employer: _____ Occupation: _____
 Spouse's Name: _____ Spouse's Employer: _____
 Number of children and Ages: _____
 Name & Number of Emergency Contact: _____ Relationship: _____

Whom may we thank for referring you to this office? → _____

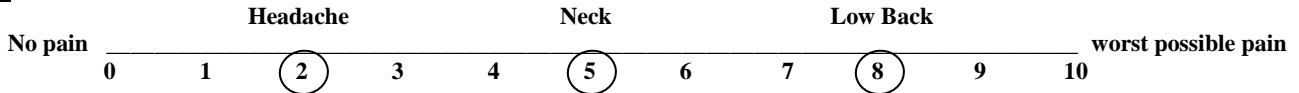
HISTORY of COMPLAINT

Please identify the condition(s) that brought you to this office: Primarily: _____
 Secondly: _____ Third: _____ Fourth: _____


On a scale of **1** to **10** with **10** being the worst pain and **zero** being no pain, rate your above complaints by **circling the number**:

Note: If you have more than one complaint, please answer each question for each individual complaint and indicate the score for each complaint. Please indicate your pain level right now, average pain, and pain at its best and worst.


Example:




1 – What is your pain RIGHT NOW?



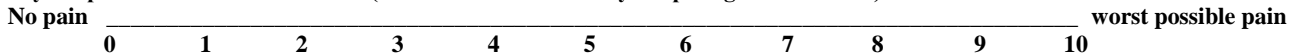
2 – What is your TYPICAL or AVERAGE pain?



3 – What is your pain level AT ITS BEST (How close to “0” does your pain get at its best)?



4 – What is your pain level AT ITS WORST (How close to “10” does your pain get at its worst)?



When did the problem(s) begin? _____ When is the problem at its worst? AM PM mid-day late PM
 How long does it last? It is constant **OR** I experience it on and off during the day **OR** It comes and goes throughout the week

How did the injury happen? _____

Condition(s) ever been treated by anyone in the past? No Yes **If yes**, when: _____ by whom? _____

How long were you under care: _____ What were the results? _____

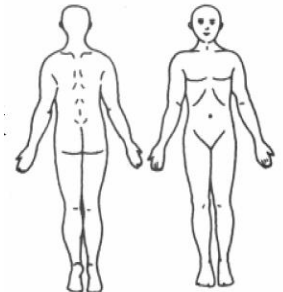
Name of Previous Chiropractor: _____ N/A

***PLEASE MARK** the areas on the Diagram with the following **letters** to describe your symptoms:

R = Radiating B = Burning D = Dull A = Aching N = Numbness S = Sharp/ Stabbing T= Tingling

What relieves your symptoms? _____

What makes them feel worse? _____



LIST RESTRICTED ACTIVITY:	CURRENT ACTIVITY LEVEL	USUAL ACTIVITY LEVEL
<i>For Example: Lifting</i>	<i>Can lift approximately 5 pounds</i>	<i>Normally can lift up to 30 pounds</i>
_____:	_____	_____
_____:	_____	_____
_____:	_____	_____
_____:	_____	_____

Is your problem the result of ANY type of accident? Yes, No

Identify any other injury(s) to your spine, minor or major, that the doctor should know about:

Please mark any other symptoms you have experienced marking the following:

P for in the *Past*, **C** for *Currently have* and **N** for *Never have had*

- | | | | | |
|---|---|---|---|---|
| <input type="checkbox"/> Headache | <input type="checkbox"/> Pregnant (Now) | <input type="checkbox"/> Dizziness | <input type="checkbox"/> Prostate Problems | <input type="checkbox"/> Ulcers |
| <input type="checkbox"/> Neck Pain | <input type="checkbox"/> Frequent Colds/Flu | <input type="checkbox"/> Loss of Balance | <input type="checkbox"/> Impotence/Sexual Dysfun. | <input type="checkbox"/> Heartburn |
| <input type="checkbox"/> Jaw Pain, TMJ | <input type="checkbox"/> Convulsions/Epilepsy | <input type="checkbox"/> Fainting | <input type="checkbox"/> Digestive Problems | <input type="checkbox"/> Heart Problem |
| <input type="checkbox"/> Shoulder Pain | <input type="checkbox"/> Tremors | <input type="checkbox"/> Double Vision | <input type="checkbox"/> Colon Trouble | <input type="checkbox"/> High Blood Pressure |
| <input type="checkbox"/> Upper Back Pain | <input type="checkbox"/> Chest Pain | <input type="checkbox"/> Blurred Vision | <input type="checkbox"/> Diarrhea/Constipation | <input type="checkbox"/> Low Blood Pressure |
| <input type="checkbox"/> Mid Back Pain | <input type="checkbox"/> Pain w/Cough/Sneeze | <input type="checkbox"/> Ringing in Ears | <input type="checkbox"/> Menopausal Problems | <input type="checkbox"/> Asthma |
| <input type="checkbox"/> Low Back Pain | <input type="checkbox"/> Foot or Knee Problems | <input type="checkbox"/> Hearing Loss | <input type="checkbox"/> Menstrual Problem | <input type="checkbox"/> Difficulty Breathing |
| <input type="checkbox"/> Hip Pain | <input type="checkbox"/> Sinus/Drainage Problem | <input type="checkbox"/> Depression | <input type="checkbox"/> PMS | <input type="checkbox"/> Lung Problems |
| <input type="checkbox"/> Back Curvature | <input type="checkbox"/> Swollen/Painful Joints | <input type="checkbox"/> Irritable | <input type="checkbox"/> Bed Wetting | <input type="checkbox"/> Kidney Trouble |
| <input type="checkbox"/> Scoliosis | <input type="checkbox"/> Skin Problems | <input type="checkbox"/> Mood Changes | <input type="checkbox"/> Learning Disability | <input type="checkbox"/> Gall Bladder Trouble |
| <input type="checkbox"/> Numb/Tingling arms, hands, fingers | <input type="checkbox"/> ADD/ADHD | <input type="checkbox"/> Eating Disorder | <input type="checkbox"/> Liver Trouble | |
| <input type="checkbox"/> Numb/Tingling legs, feet, toes | <input type="checkbox"/> Allergies | <input type="checkbox"/> Trouble Sleeping | <input type="checkbox"/> Hepatitis (A,B,C) | |

List any other medical/psychiatric conditions that have been previously diagnosed:

List any previous surgeries or other major medical procedures you have had:

List Prescription & Non-Prescription drugs you take & How long you have been taking them:

Patient's Name: _____ Date: ___/___/___

Activities of Daily Living

Daily Activities: Effects of Current conditions On Performance

Please identify how your current condition is affecting your ability to carry out activities that are routinely part of your life:

Bending	<input type="checkbox"/> No Effect	<input type="checkbox"/> Painful (can do)	<input type="checkbox"/> Painful (Limits)	<input type="checkbox"/> Unable to Perform
Concentrating	<input type="checkbox"/> No Effect	<input type="checkbox"/> Painful (can do)	<input type="checkbox"/> Painful (Limits)	<input type="checkbox"/> Unable to Perform
Doing computer Work	<input type="checkbox"/> No Effect	<input type="checkbox"/> Painful (can do)	<input type="checkbox"/> Painful (Limits)	<input type="checkbox"/> Unable to Perform
Gardening	<input type="checkbox"/> No Effect	<input type="checkbox"/> Painful (can do)	<input type="checkbox"/> Painful (Limits)	<input type="checkbox"/> Unable to Perform
Playing Sports	<input type="checkbox"/> No Effect	<input type="checkbox"/> Painful (can do)	<input type="checkbox"/> Painful (Limits)	<input type="checkbox"/> Unable to Perform
Recreation Activities	<input type="checkbox"/> No Effect	<input type="checkbox"/> Painful (can do)	<input type="checkbox"/> Painful (Limits)	<input type="checkbox"/> Unable to Perform
Shoveling	<input type="checkbox"/> No Effect	<input type="checkbox"/> Painful (can do)	<input type="checkbox"/> Painful (Limits)	<input type="checkbox"/> Unable to Perform
Sleeping	<input type="checkbox"/> No Effect	<input type="checkbox"/> Painful (can do)	<input type="checkbox"/> Painful (Limits)	<input type="checkbox"/> Unable to Perform
Watching TV	<input type="checkbox"/> No Effect	<input type="checkbox"/> Painful (can do)	<input type="checkbox"/> Painful (Limits)	<input type="checkbox"/> Unable to Perform
Carrying	<input type="checkbox"/> No Effect	<input type="checkbox"/> Painful (can do)	<input type="checkbox"/> Painful (Limits)	<input type="checkbox"/> Unable to Perform
Dancing	<input type="checkbox"/> No Effect	<input type="checkbox"/> Painful (can do)	<input type="checkbox"/> Painful (Limits)	<input type="checkbox"/> Unable to Perform
Dressing	<input type="checkbox"/> No Effect	<input type="checkbox"/> Painful (can do)	<input type="checkbox"/> Painful (Limits)	<input type="checkbox"/> Unable to Perform
Lifting	<input type="checkbox"/> No Effect	<input type="checkbox"/> Painful (can do)	<input type="checkbox"/> Painful (Limits)	<input type="checkbox"/> Unable to Perform
Pushing	<input type="checkbox"/> No Effect	<input type="checkbox"/> Painful (can do)	<input type="checkbox"/> Painful (Limits)	<input type="checkbox"/> Unable to Perform
Rolling Over	<input type="checkbox"/> No Effect	<input type="checkbox"/> Painful (can do)	<input type="checkbox"/> Painful (Limits)	<input type="checkbox"/> Unable to Perform
Sitting	<input type="checkbox"/> No Effect	<input type="checkbox"/> Painful (can do)	<input type="checkbox"/> Painful (Limits)	<input type="checkbox"/> Unable to Perform
Standing	<input type="checkbox"/> No Effect	<input type="checkbox"/> Painful (can do)	<input type="checkbox"/> Painful (Limits)	<input type="checkbox"/> Unable to Perform
Working	<input type="checkbox"/> No Effect	<input type="checkbox"/> Painful (can do)	<input type="checkbox"/> Painful (Limits)	<input type="checkbox"/> Unable to Perform
Climbing	<input type="checkbox"/> No Effect	<input type="checkbox"/> Painful (can do)	<input type="checkbox"/> Painful (Limits)	<input type="checkbox"/> Unable to Perform
Doing Chores	<input type="checkbox"/> No Effect	<input type="checkbox"/> Painful (can do)	<input type="checkbox"/> Painful (Limits)	<input type="checkbox"/> Unable to Perform
Driving	<input type="checkbox"/> No Effect	<input type="checkbox"/> Painful (can do)	<input type="checkbox"/> Painful (Limits)	<input type="checkbox"/> Unable to Perform
Performing Sexual Activity	<input type="checkbox"/> No Effect	<input type="checkbox"/> Painful (can do)	<input type="checkbox"/> Painful (Limits)	<input type="checkbox"/> Unable to Perform
Reading	<input type="checkbox"/> No Effect	<input type="checkbox"/> Painful (can do)	<input type="checkbox"/> Painful (Limits)	<input type="checkbox"/> Unable to Perform
Running	<input type="checkbox"/> No Effect	<input type="checkbox"/> Painful (can do)	<input type="checkbox"/> Painful (Limits)	<input type="checkbox"/> Unable to Perform
Sitting to Standing	<input type="checkbox"/> No Effect	<input type="checkbox"/> Painful (can do)	<input type="checkbox"/> Painful (Limits)	<input type="checkbox"/> Unable to Perform
Walking	<input type="checkbox"/> No Effect	<input type="checkbox"/> Painful (can do)	<input type="checkbox"/> Painful (Limits)	<input type="checkbox"/> Unable to Perform

Patient's Name: _____ Date: ___/___/___

PAST HISTORY

Have you suffered with any of your current complaints or a similar problem in the past? No Yes **If yes** how many times? _____
When was the last episode? _____ How did the injury happen? _____

Other forms of treatment tried: No Yes **If yes**, please state **what** type of treatment: _____
and who provided it: _____ **How long ago?** _____ What were the results. Favorable Unfavorable →
please explain: _____

Please identify any and all types of jobs you have had in the past that have imposed any physical stress on you or your body:

If you have ever been diagnosed with any of the following conditions, please indicate with a **P** for in the **Past**, **C** for **Currently have** and **N** for **Never have had**:

___ Broken Bone ___ Dislocations ___ Tumors ___ Rheumatoid Arthritis ___ Fracture ___ Disability ___ Cancer
___ Heart Attack ___ Osteo Arthritis ___ Diabetes ___ Cerebral Vascular ___ Other serious conditions: _____

SOCIAL HISTORY

1. **Smoking:** cigars pipe cigarettes → How often? Daily Weekends Occasionally Never

2. **Alcoholic Beverage:** consumption occurs → Daily Weekends Occasionally Never

3. **Recreational Drug use:** Daily Weekends Occasionally Never

4. **Hobbies -Recreational Activities- Exercise Regime:** How does your present problem affect the following:

IDENTIFY TYPE:	EFFECT:
_____	<input type="checkbox"/> No Effect <input type="checkbox"/> Painful (can do) <input type="checkbox"/> Painful (limits) <input type="checkbox"/> Unable to Perform
_____	<input type="checkbox"/> No Effect <input type="checkbox"/> Painful (can do) <input type="checkbox"/> Painful (limits) <input type="checkbox"/> Unable to Perform
_____	<input type="checkbox"/> No Effect <input type="checkbox"/> Painful (can do) <input type="checkbox"/> Painful (limits) <input type="checkbox"/> Unable to Perform
_____	<input type="checkbox"/> No Effect <input type="checkbox"/> Painful (can do) <input type="checkbox"/> Painful (limits) <input type="checkbox"/> Unable to Perform

FAMILY HISTORY:

1. Does anyone in your family suffer with the same condition(s)? No Yes

If yes whom: grandmother grandfather mother father sisters brothers son(s) daughter(s)

Have they ever been treated for their condition? No Yes I don't know

2. **Any other hereditary conditions** the doctor should be aware of. No Yes: _____

I hereby authorize payment to be made directly to Lerner Family Chiropractic, for all benefits which may be payable under a healthcare plan or from any other collateral sources. I authorize utilization of this application or copies thereof for the purpose of processing claims and effecting payments, and further acknowledge that this assignment of benefits does not in any way relieve me of payment liability and that I will remain financially responsible to Lerner Family Chiropractic for any and all services I receive at this office.

Patient or Authorized Person's Signature

____ - ____ - ____
Date Completed

Doctor's Signature

____ - ____ - ____
Date Form Reviewed

Patient's Name: _____

Date: ____/____/____

QUADRUPLE VISUAL ANALOGUE SCALE

Patient Name _____

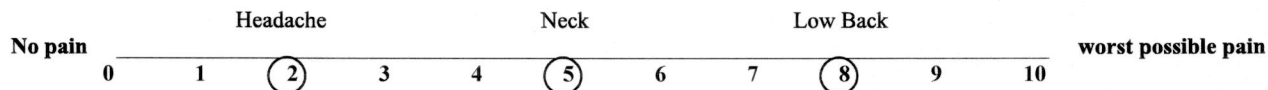
Date _____

Please read carefully:


Instructions: Please circle the number that best describes the question being asked.

Note: If you have more than one complaint, please answer each question for each individual complaint and indicate the score for each complaint. Please indicate your pain level right now, average pain, and pain at its best and worst.

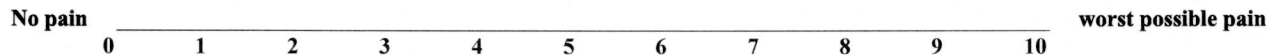
Example:




1 – What is your pain RIGHT NOW?



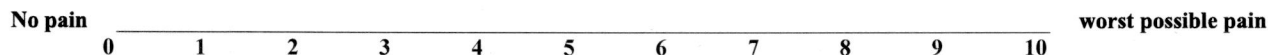
2 – What is your TYPICAL or AVERAGE pain?



3 – What is your pain level AT ITS BEST (How close to “0” does your pain get at its best)?



4 – What is your pain level AT ITS WORST (How close to “10” does your pain get at its worst)?



OTHER COMMENTS:

Examiner _____

Reprinted from *Spine*, 18, Von Korff M, Deyo RA, Cherkin D, Barlow SF, Back pain in primary care: Outcomes at 1 year, 855-862, 1993, with permission from Elsevier Science.

Lerner Family Chiropractic Centre

Patient Name _____

Date _____

INITIAL NERVE SYSTEM PROFILE

When was your most recent auto accident? _____

What speed was the collision? _____

Type of impact: Front Impact / Side Impact / Rear Impact

Was treatment received? Please describe _____

When was your most recent strain / stress at work? _____

Please describe the manner of the injury _____

Was treatment received? Please describe _____

Does your job require you remain in long term stressful postures? _____

(i.e. all day seating, repeated lifting, long term computer use)

Spinal traumas in the past? _____

Collision, quick burst, or repetitive motion sports: football, wrestling, basketball, baseball, soccer, tennis, golf, track and field _____

Trauma as a child! i.e. fall on your head, impact to your head, concussion, fall onto your back or tailbone, biking accident _____

Work around the house – lifting, bending, woke up with stiff neck, “back went out”

INITIAL NUTRITIONAL PROFILE

Have you tested with high triglycerides or high cholesterol? (Y / N) Values? _____

Have you tested with high blood pressure? (Y / N)

Are you diabetic? Have you been diagnosed as pre-diabetic or with metabolic syndrome? (Y / N)

Do you eat breakfast daily from Monday to Friday? (Y / N) _____

How many days per week do you skip one meal? (0) (1) (2) (3) (4+)

How many fast food, refined foods, or pre-prepared meals do you eat per week? (0) (1-3) (4-6) (7+)

How many servings of fruit do you have on a given day? (0-1) (2-3) (4+)

How many servings of vegetables do you have on a given day? (0-1) (2-3) (4-5)

Do you regularly drink (1 or more per day) any of the following? (circle all that apply)

Diet Soda Coffee Juice Milk Soda Alcohol

Please list any supplements you take regularly:

INITIAL FITNESS PROFILE

How many times per week do you exercise?

Cardiovascular ___Hours ___Days/Wk Weight Training ___Hours ___Days/Wk

Low Impact (Yoga, etc.) ___Hours ___Days/Wk

What is your target weight? _____ What is your current weight? _____

How willing are you to change any of these things to reach your health goals? (*Scale of 1-10*) _____

INITIAL TOXICITY PROFILE

Are you regularly exposed to cleaning products or industrial chemicals? (Y / N)

Have you ever noticed mold growing in your home or your place of work? (Y / N)

Does your home, work, school, or car have damp or mildew smell? (Y / N)

Have you received a full standard profile of vaccinations? (Y / N)

Do you receive yearly flu shots? (Y / N) How many flu shots have you received? _____ (estimate)

Have any members of your family been diagnosed with fibromyalgia, chronic fatigue or multiple chemical sensitivities? (Y / N)

Do you have symptoms of hormonal system imbalance (thyroid, reproductive, adrenal)? (Y / N)

INITIAL STRESS PROFILE

Do you get an average of 8 hours of sleep per night (Y/N)

Do you average less than 7 hours of sleep per night (Y/N)

Do you ever take pills to go to sleep or relax (Y/N)

Do you often feel short on time and procrastinate on projects? (Y / N)

Do you experience feelings of anxiety about completing tasks? (Y / N)

Do you feel like you don't give enough time or attention to important areas in your life like family, personal growth, or a hobby? (Y / N)

Do you rely more on your memory than a planner and action list to get things done? (Y / N)

Do you take time to pray, meditate, or visualize on a regular basis? (Y / N)

Patient Name _____ **Date** _____

Doctor Signature _____ **Date** _____